


SCIO TRAININGS ON DEMAND



Purchasing Instructions

1. Select your training module from our library of Beginners and Intermediate and Advanced Trainings here: <http://thequantumacademies.com/video/>
2. Purchase the module by selecting 
3. You will see a screen that will perform a system compatibility check.



**Please wait while we perform a compatibility check.
No changes are being made on your computer.**

System test successful! One moment please...



4. Log into with your username and password to access your account. New users must create a new account.



Username:

Password:

Login

[Create New Account](#)

[Forgot Your Password?](#)

5. Click **MY VIDEOS** for access to your purchased training modules.

Press "MY VIDEOS"

MY ACCOUNT | MY VIDEOS | CONTACT US | LOG OUT

CHANNELS

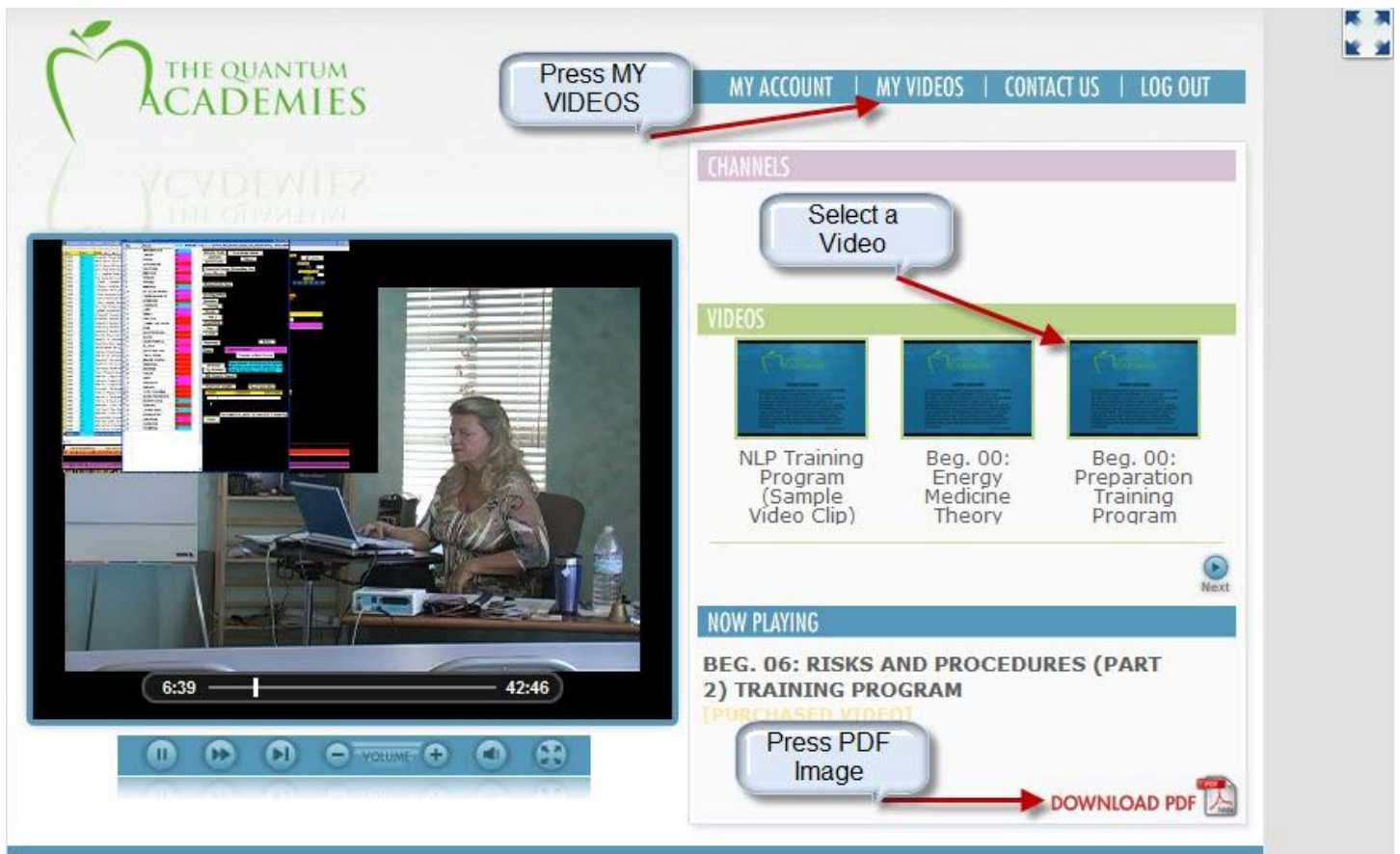
VIDEOS

- NLP Training Program (Sample Video Clip)
- Beg. 00: Energy Medicine Theory
- Beg. 00: Preparation Training Program


NOW PLAYING

NLP TRAINING PROGRAM (SAMPLE VIDEO CLIP)

5. A Training Manual is included with your purchase by clicking [DOWNLOAD PDF](#) .



The screenshot shows the website for 'THE QUANTUM ACADEMIES'. At the top right, there is a navigation menu with links for 'MY ACCOUNT', 'MY VIDEOS', 'CONTACT US', and 'LOG OUT'. A callout box labeled 'Press MY VIDEOS' has a red arrow pointing to the 'MY VIDEOS' link. Below the navigation menu is a 'CHANNELS' section, followed by a 'VIDEOS' section. The 'VIDEOS' section contains three video thumbnails with titles: 'NLP Training Program (Sample Video Clip)', 'Beg. 00: Energy Medicine Theory', and 'Beg. 00: Preparation Training Program'. A callout box labeled 'Select a Video' has a red arrow pointing to the second video thumbnail. Below the video thumbnails is a 'NOW PLAYING' section. The video player shows a woman sitting at a desk with a laptop. The video title is 'BEG. 06: RISKS AND PROCEDURES (PART 2) TRAINING PROGRAM' with a note '[PURCHASED VIDEO]'. A callout box labeled 'Press PDF Image' has a red arrow pointing to a 'DOWNLOAD PDF' link with a PDF icon. The video player has a progress bar showing 6:39 / 42:46 and standard playback controls.

6. Expand the player window by clicking the  full screen view.

System Requirements

*Connection speed: High Speed connection (DSL or cable recommended)



Adobe Flash Player: <http://get.adobe.com/flashplayer/>



Adobe Acrobat Reader: <http://get.adobe.com/reader/>